

Annual Summer School Report

Stephanie McIntyre, Supervisor, Instructional Support
Terri Murphy, Director, English Learners

February 5, 2026

Presentation Outline

Overview of Summer 2025

- Programs, Criteria, and Highlights
- Enrollment & Costs
- Impact of Summer Learning

Summer Learning 2026 Recommendations

- Programming
- Fees



Summer Learning Programs in 2025



Student Academic Growth and Success

- Pathways to Progress (Grades K-7)
- Summer Skills Boost With Exact Path (Grades K-8)
- Outdoor Lab Camp (Grades 4-8)
- High School Credit Recovery Courses
- High School Bridge Courses for English Learners (ELs)
- New Work for Credit (Virtual)
- Extended School Year (ESY) for Students With Disabilities (SWD)

Summer 2025 Highlights



Student Academic Growth and Success

Hired and trained site-based administrators for all summer school sites

Provided counseling staff at all summer school sites

Hired almost all positions prior to the start of summer school

Launched a new program dedicated to EL language development

Enrolled more students at the end of Summer 2025 than Summer 2024

Summer Learning 2025: Impact



Student Academic Growth and Success

96% of 8th-12th grade students passed their credit recovery class

83% of students passed with a final grade of C or higher

Summer School & ESY Enrollment Data



Student Academic Growth and Success

Number of Students Enrolled at End of Summer School		
Grade Band	**Summer 2024**	**Summer 2025**
Pre-K (ESY*)	201	110
Elementary	1,090	433
Middle School	494	260
High School	1,013	1,080
APS TOTAL	2,798	1,883

*ESY: Extended School Year for Students with Disabilities

Virtual Programming Enrollment



Student Academic Growth and Success

Virtual Programming Enrollments Summer 2025	
Program	**Total Enrollment**
Summer Skills Boost (Gr. K-8)	1,608
New Work for Credit (Gr. 7-12)	1,118
APS TOTAL	2,726

EL Programming Summer 2025



Student Academic Growth and Success

Pathways to Progress Elementary (K-5)							
Location	**K**	**1st**	**2nd**	**3rd**	**4th**	**5th**	**Total**
Abingdon	25	19	20	22	25	22	**133**
Discovery	4	8	6	4	10	2	**34**
Grand Total	**29**	**27**	**26**	**26**	**35**	**24**	**167**

Pathways to Progress Middle School (K-7)			
Location	**6th**	**7th**	**Total**
Dorothy Hamm	**18**	**20**	**38**

High School Bridging (8-11)				
Location	**8th – 9th**	**9th – 10th**	**10th – 11th**	**Total**
Washington Liberty	**22**	**48**	**21**	**91**

Feedback on the EL Pathways 2025 Model



Student Academic Growth and Success

Co-Teaching

Instructional Materials

Program Coordination

Professional Learning

Small-Group Instruction

UFLI* Foundations

Bridges Math

Oral language

EL-Friendly SEL**

Assessments

Writing

Attendance Policy

Hiring Timeline

Family Outreach

*UFLI: University of Florida Literacy Institute

**SEL: Social-Emotional Learning

Summer 2025 Staff Survey Results

191 Respondents to the Survey

Key Insight: Summer school staffing is heavily concentrated in Special Education (SPED) programs, which likely shapes the themes seen in later survey responses.

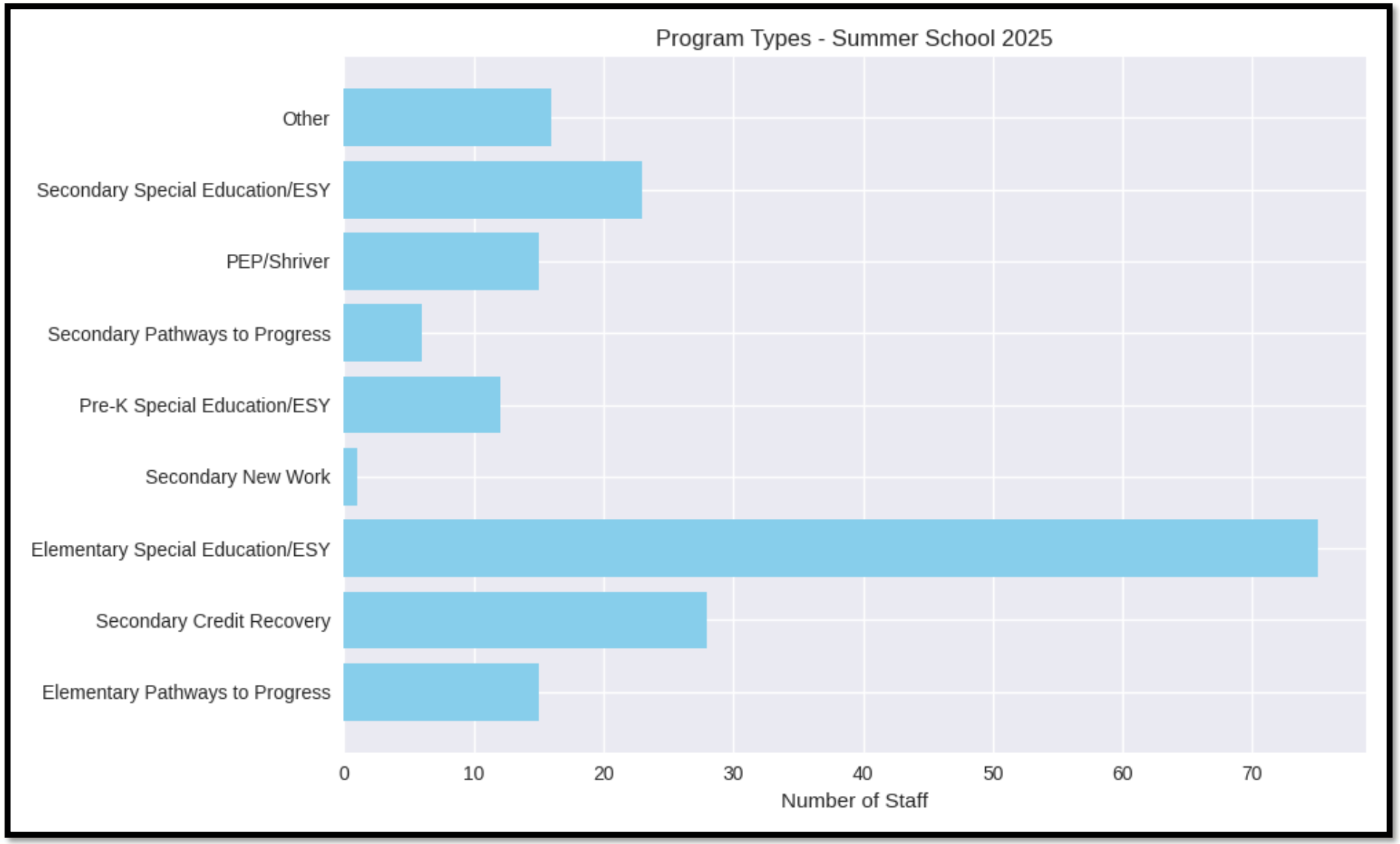

Survey Results: Top Success Factors

Student Academic Growth and Success

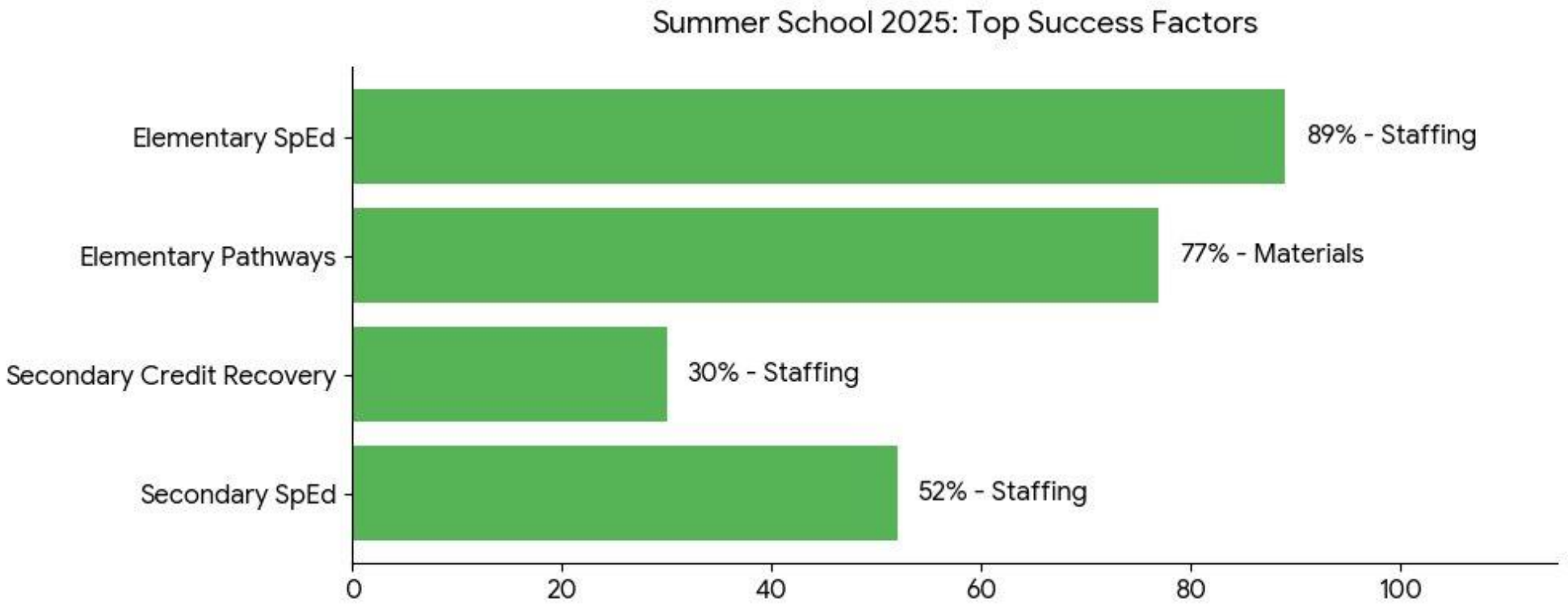

Survey Results: Primary Challenges

Student Academic Growth and Success

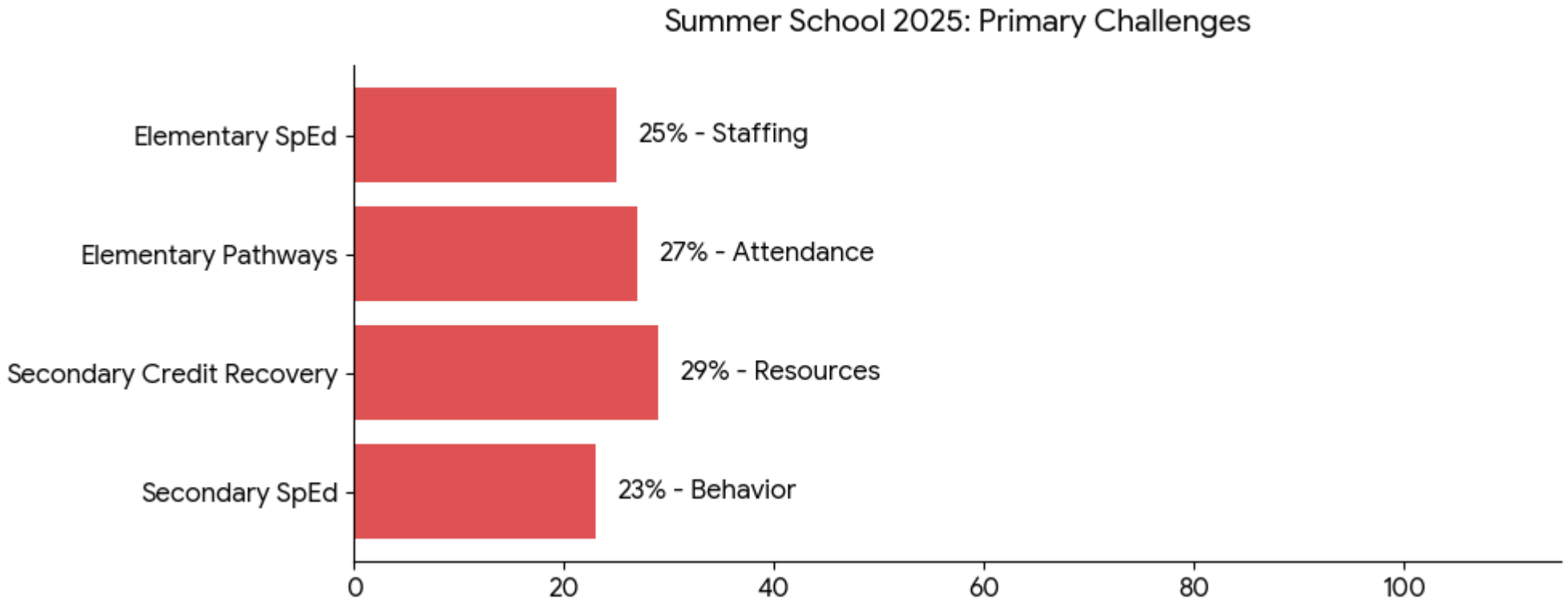

Survey Results: Intent to Return

Student Academic Growth and Success

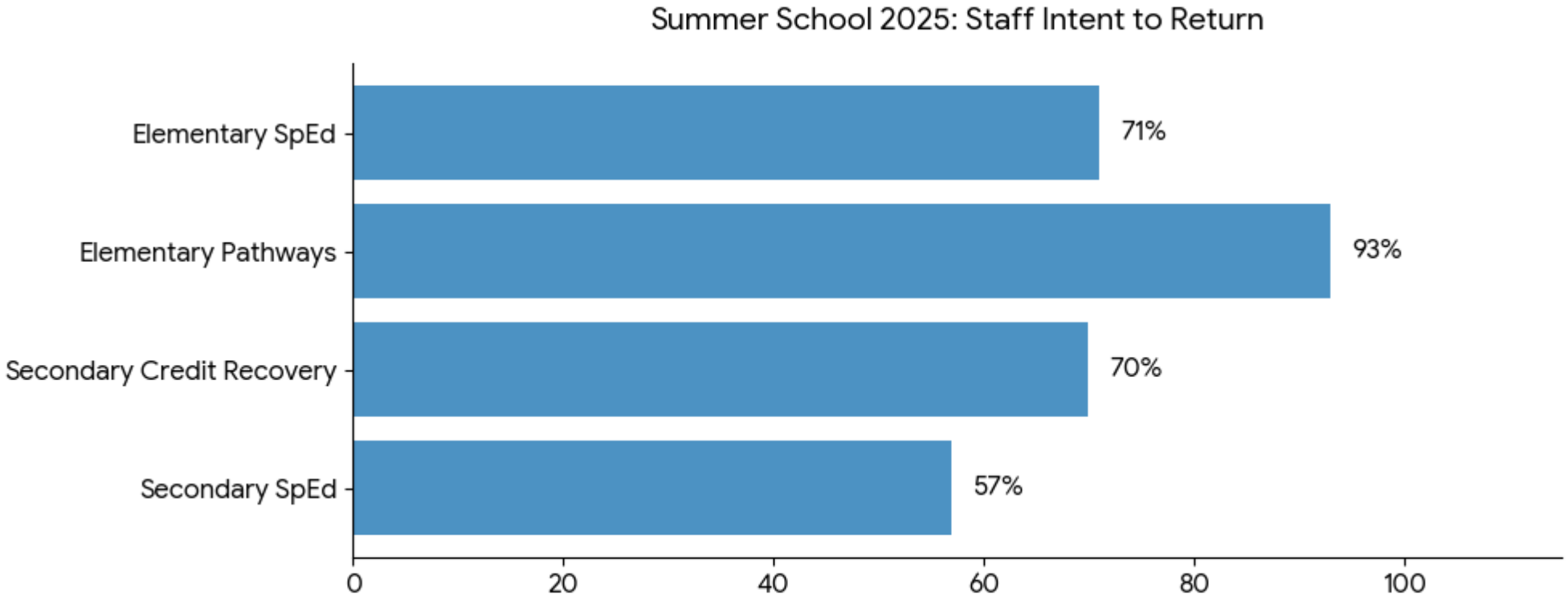

Survey Results: Next Steps for Summer 2026



Student Academic Growth and Success

- Reevaluate attendance policies for the Pathways Program
- Provide additional secondary professional learning focused on diverse student needs
- Audit and revise secondary curricular resources through our Academics offices
- Standardize orientation and planning time for teachers across grade levels

Proposed Changes for EL Pathways Summer 2026

Student Academic Growth and Success

Update Attendance Policy

- Modify response to excess absences
- Excused vs. unexcused
- Clarification of funding implications

Adjust Criteria and Selection Timeline

- EL 1s and 2s within the first three years of enrollment

Begin Training by May

- Lead teachers
- Academic language
- Clarification of the program model

Proposed Changes for EL High School Summer 2026



Student Academic Growth and Success

Redirect Resources in Alignment With Needs

- Eliminate EL Bridging Courses
- Repurpose EL Teachers to Co-Teach
- Credit Recovery
- SLIFE* Reading & Math Course

*SLIFE: Students with Limited and/or Interrupted Formal Education

Summer Learning Programs 2026

Student Academic Growth and Success

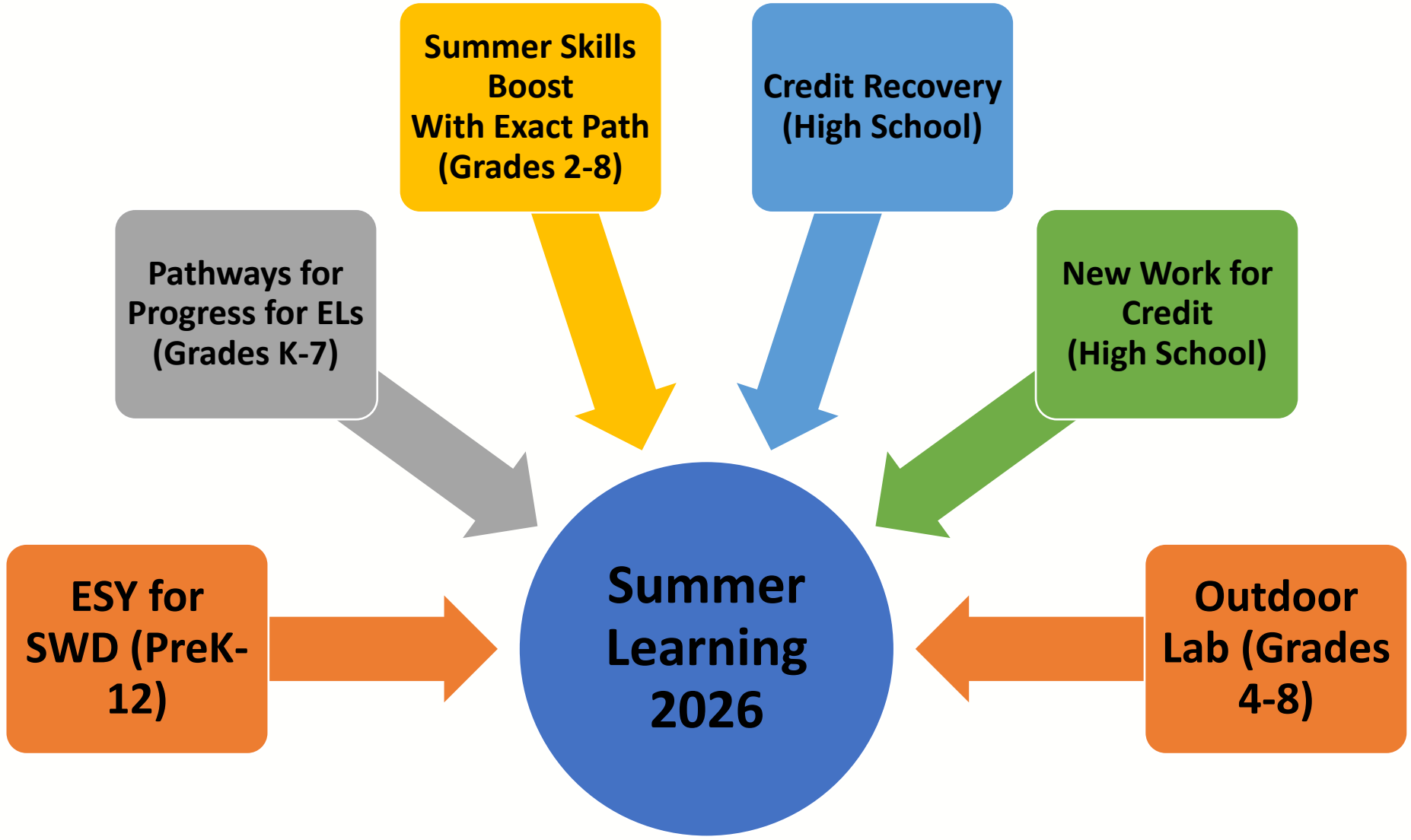

Summer Learning Fees



Student Academic Growth and Success

Program	Summer School 2025		Summer School 2026	
	Full Fee	Reduced	Full Fee	Reduced
Pathways to Progress Credit Recovery Summer Skills Boost	No Fee	No Fee	No Fee	No Fee
APS New Work for Credit	$350	$87	$350	$87
Outdoor Lab Camp	$718	$119	$718	$119
Washington-Liberty (W-L) Introduction to Advanced Courses	No Fee	No Fee	No Fee	No Fee
Wakefield AP Summer Bridge Program	No Fee	No Fee	No Fee	No Fee

Summer 2026 Timeline

Student Academic Growth and Success

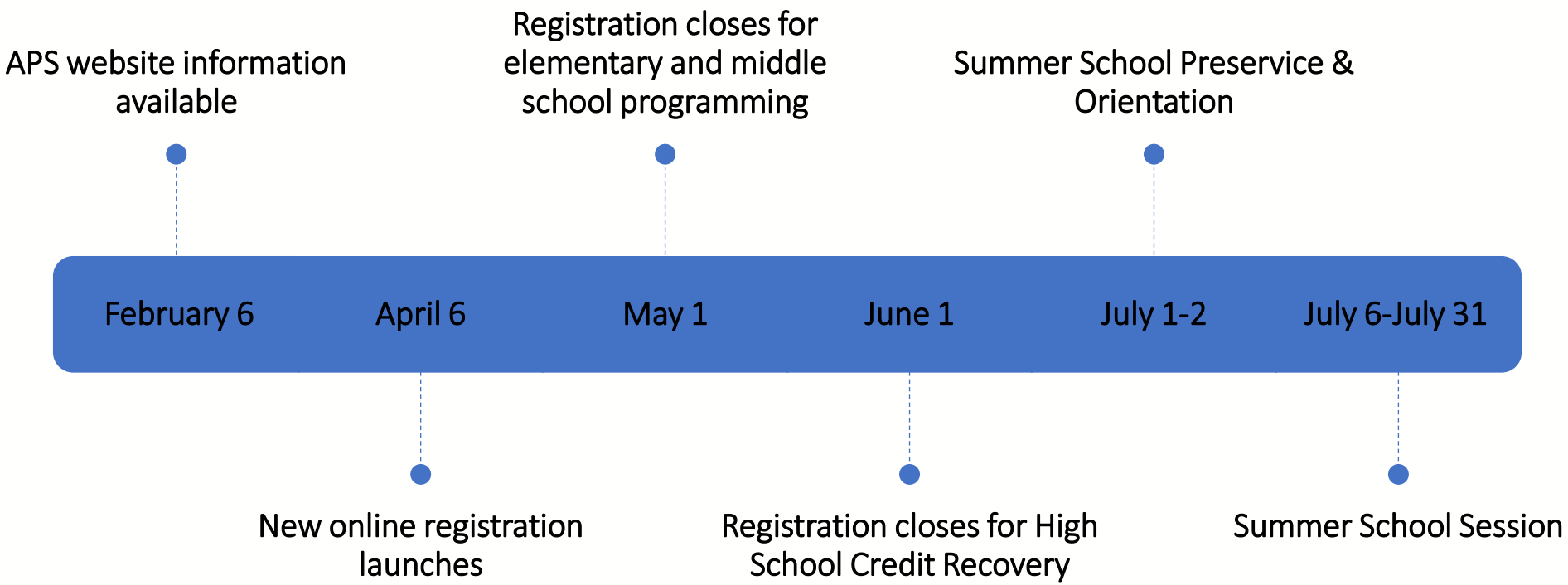



Annual Summer School Report

Stephanie McIntyre, Supervisor, Instructional Support
Terri Murphy, Director, English Learners

February 5, 2026